

The top half of the image features a gradient background transitioning from a dark red at the top to a light pink at the bottom. Overlaid on this gradient are several rows of abstract, organic shapes in white and red. These shapes resemble stylized human figures or a pattern of dots and lines, creating a rhythmic, wave-like visual effect.


Co-Designing a Teen Life Skills Series

BY: **STACY LANE**

YOUTH SERVICES LIBRARIAN,

LAUREL PUBLIC LIBRARY

Laurel, Delaware



Total Population
3865

Under 18
population
49.7%



At or Below
Poverty
Level 40%

49.5% under
18/poverty
status



40% have high
school diploma
or equivalent

Presentation Outline



Purpose & Timeline



Data Sources



Connected Lib Toolkit



Asset Mapping & Goals



Assets in My Community



Co-Design



Why use this Process?



Conclusion



Questions?

Purpose & Timeline

- ▶ To create a Teen Life Skills Series of programming for use in the library, using teens in the design process
- ▶ Help teens learn skills that will help them live independently in the future that were previously offered in school
- ▶ 6-month process that started in February
- ▶ Research- 1 month (February)
- ▶ Survey/Interviews- 1 month (March)
- ▶ Design Process- 3 months (April-June)
- ▶ Break for summer
- ▶ Implementation- September

Data Sources



Research

- Big Three (cooking, job skills, financial literacy)
- Include Stress Management



Public Surveys

- Teen
- Adult
- Results



Interviews

- Community leaders
- Work with teens
- Educational background

Connected Lib Toolkit

Youth
Development

Community
Centered
Services


Asset
Mapping

Civic
Engagement

Designing

Asset Mapping Goals

- Using aspects of the community to your advantage
- Naming the communities' strengths
- Taking an inventory of the resources in your community



Assets in my Community


Cooking



- Local restaurant & Chef
- Trip to local Grocery stores
- Books
- Schools and consumer science classes
- Teachers
- Food Bank

Stress

Management



- Local counselor
- Life coach
- Yoga teacher
- Local gym
- Garden Center
- Farmer
- Doctors/nurses

Money

Management



- Local bank manager
- Financial advisor
- State program counselors
- Local Investment companies
- Books
- Online Classes

Co-Design Process

What is design goal?



-to create a series of classes that will teach, engage, and involve teens

Who is involved?



-Teen Advisory Board
-Community leaders

What techniques will be used?




-Sticky noting
-Layered Elaboration/World Cafe

Why use *this* process?



- CONNECTED LIB TOOLKIT
- DESIGNED FOR TEENS AND BY TEENS
- RESEARCH-BACKED

Conclusion



Can be done on a budget



Involve community leaders in programming



Teaching teens skills that will not only advance academic achievement and economic advancement, but also benefit the entire community

Questions?

Stacy.Lane@lib.de.us

Laurel Public Library

101 E. 4th Street. Laurel, DE 19956

@LPLDE

